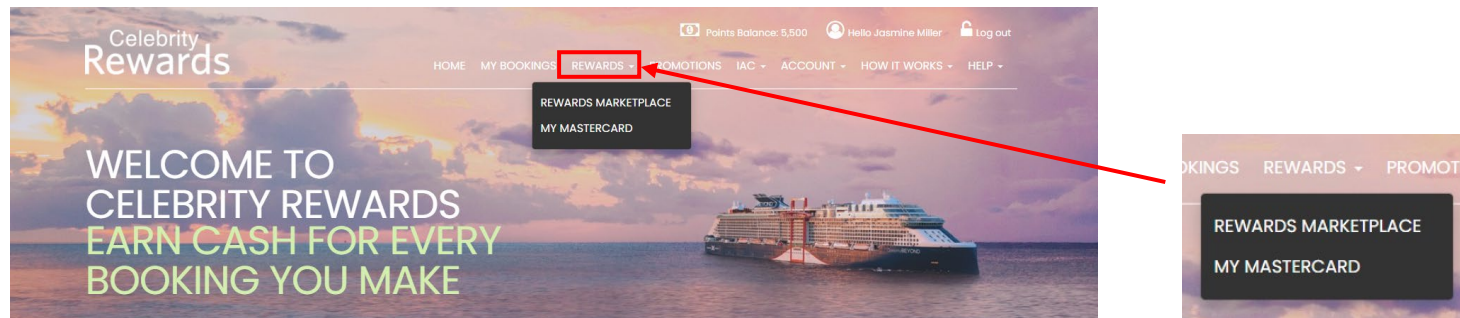


Choose from a huge range of exciting new e-Gift Cards available in Rewards Marketplace – from restaurants, luxury spa days and entertainment, to homewares, fashion, travel, beauty and so much more, we have something for everyone ... spend your rewards points, your way!

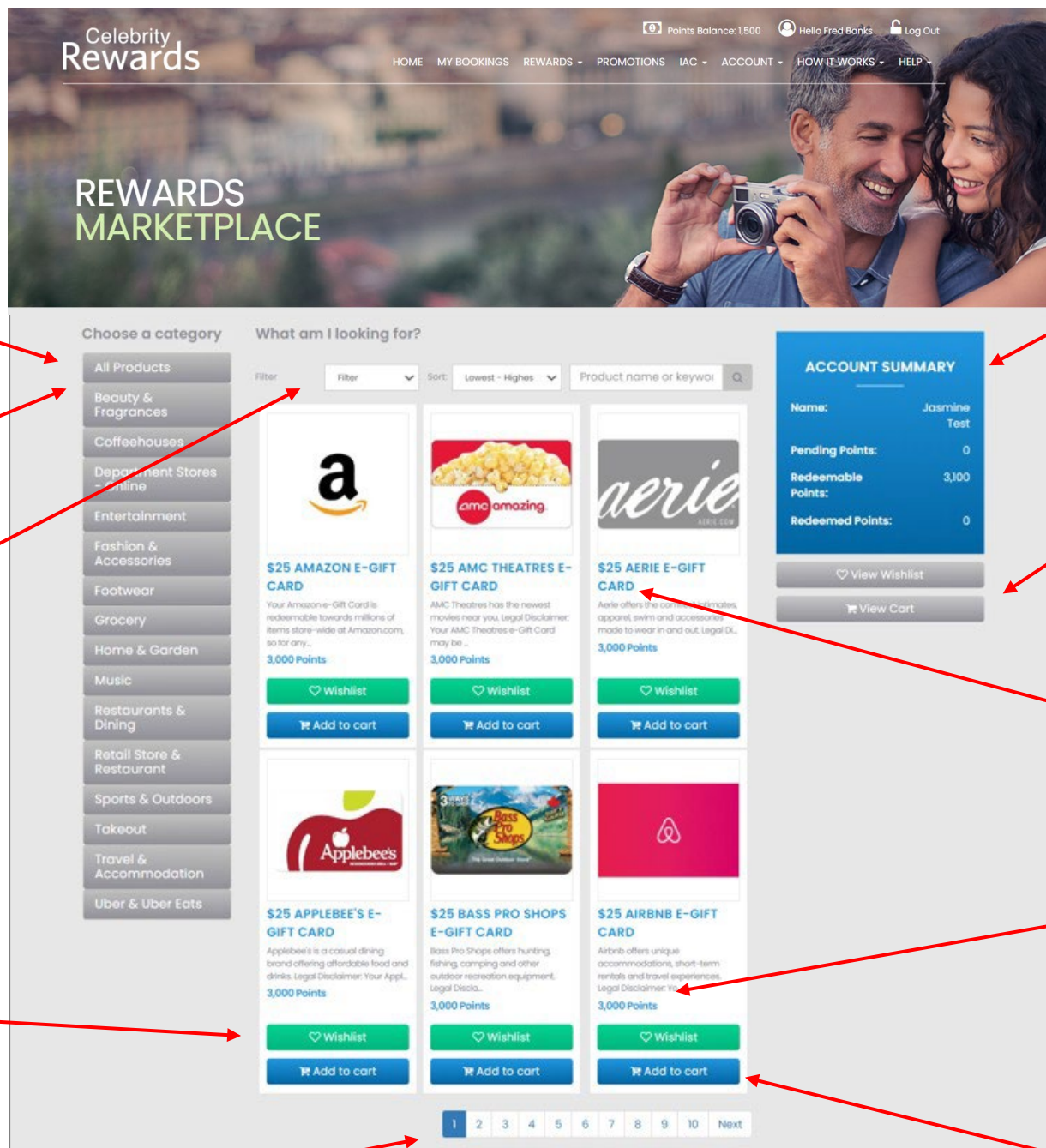
## MORE REWARDS, MORE OPTIONS, MORE CHOICE

1. Simply log in to Celebrity Rewards at [www.celebrityrewards.com](http://www.celebrityrewards.com)
2. Click 'REWARDS' and then select 'REWARDS MARKETPLACE' from the drop-down menu:



You are now ready to browse through the exciting e-Gift Cards on offer to you!

## HOW TO VIEW THE E-GIFT CARD OPTIONS IN REWARDS MARKETPLACE



Search using the list of Categories – click on your choice of category type to view all the e-Gift Cards available by brand

To clear your search or filter selections, click on 'ALL PRODUCTS' at the top of the 'CHOOSE A CATEGORY' panel to reload all available items

You can also filter and search reward options based on the number of Redeemable Points you want to spend, or by typing in the name of your favorite brands, restaurants, retailers, etc – set your search criteria, then click

If you see something you like and want to save it for later, add it to your WISHLIST

When there are multiple reward items available based on your search criteria, you can view them by clicking through the pages here

Check how many Redeemable Points you have available to spend on your choice of reward items at any time in the blue ACCOUNT SUMMARY box

You can view all the items you've added to your Shopping Cart at any time by clicking on the 'VIEW CART' button below the ACCOUNT SUMMARY box

To view more details about an e-Gift Card item, click on the blue product name


The number of Redeemable Points required to order the reward item is shown under the product description

When you see an e-Gift Card you want, simply click the blue 'ADD TO CART' button on the reward item – you can order multiple items at any one time, providing you have enough points to spend on them

## HOW TO ORDER ITEMS FROM REWARDS MARKETPLACE

- **YOUR SHOPPING CART:** Once you have chosen the e-Gift Cards you want to order by clicking the 'ADD TO CART' button of each individual product, you can then review your selection using the 'VIEW CART' button under the blue ACCOUNT SUMMARY box
- You can order multiple e-Gift Cards at any one time and to order more than 1 of the same item, you can change the 'QUANTITY' on the SHOPPING CART page
- Once you want to proceed with your order, click on the blue 'CHECKOUT' button to take you to the next step
- If you don't have enough points to proceed, a pop-up box will let you know and you can click 'REMOVE' to take items out of the Cart
- **YOUR DETAILS:** The fields on YOUR DETAILS page will auto populate with your agency address (only required for reference, NOT for delivery, since all e-Gift Cards are sent by email) and the email address which you registered for Celebrity Rewards with
- **IMPORTANT NOTE -** If the email address you want your e-Gift Card to be sent to is different to your Celebrity Rewards registered email, then please change it to your chosen email address in the EMAIL field on YOUR DETAILS page
- Once you have completed YOUR DETAILS, click the blue 'CONTINUE CHECKOUT' button and you will then see your ORDER SUMMARY
- **ORDER SUMMARY:** Check everything is correct, especially your email address and if you need to change any of the information you've provided, click 'Back' to revert to YOUR DETAILS page
- To finalize and place the order, click the blue 'COMPLETE ORDER' button on the ORDER SUMMARY page
- **ORDER CONFIRMATION:** You will then see a confirmation of your order on screen, as well as receiving an email confirming the order has been placed
- Make a note of your ORDER NUMBER, as you will need to quote this to the Celebrity Rewards Helpdesk Team, should you wish to contact them with any queries about your order
- Your points balance will automatically update, deducting the points you've spent on your order, and your new balance will show in the ACCOUNT SUMMARY under 'TOTAL POINTS REDEEMED'
- You can view details of all your reward orders placed in REDEMPTION SUMMARY and on your ACCOUNT SUMMARY page
- Your e-Gift Card/s will be emailed to your chosen email address within 14 working days of your order being placed

**YOUR SHOPPING CART**

Product	Quantity	Cost	Total
 <b>\$25 SEPHORA E-GIFT CARD</b> PRODUCT CODE: 9379 <small>Sephora offers a wide product range of cosmetics, skincare, fragrances, body care, and hair care etc...</small> <a href="#">Remove</a>	1	3000 Points	3000 Points

Total cost: 3000

[Back to Catalog](#) [Checkout](#)

**YOUR DETAILS**

First Name:  Last Name:

Address 1:

Address 2:

City:  State:


Post Code:  Mobile Number:

Email:

[Back](#) [Continue Checkout](#)

**ORDER SUMMARY**

Your details		Shipping Address	
Jasmine Test Work: 78778378520 Home: Email: jasmminemiller15@hotmail.com		728 DE DIEGO AVENUE 920 PUERTO NUEVO	

Product	Quantity	Total
 <b>\$25 SEPHORA E-GIFT CARD</b> PRODUCT CODE: 9379 <small>Sephora offers a wide product range of cosmetics, skincare, fragrances, body care, and hair care etc...</small>	1	3,000 Points

Total cost: 3,000 Points

[Back](#) [Complete Order](#)

**THANK YOU FOR YOUR ORDER**

Your order number is 165322

[Back to homepage](#) [Continue shopping →](#)

**ACCOUNT SUMMARY**

Name:	Jasmine Test
Pending Points:	0
Redeemable Points:	100
Redeemed Points:	3,000